

Unified Hate Crime Data Analysis

Reporting period: 2021 and 2022



COUNCIL OF EUROPE



CONSEIL DE L'EUROPE

Unified Hate Crime Data Analysis

Reporting period: 2021 and 2022

This document has
been produced as part of
the project “Promoting the
effective protection of equality
and non-discrimination in
Georgia”. The views expressed
herein can in no way be taken
to reflect the official opinion of
the Council of Europe.

Contents

6	Introduction
9	Analysis of the Ministry of Internal Affairs Statistics
15	Analysis of the Statistics of the Prosecutor's Office of Georgia
26	Analysis of the Statistics of the Supreme Court of Georgia
37	Conclusion

Introduction

Until 2020, Georgia lacked a standardised methodology for collecting data on hate crimes.

On September 23, 2020, supported by the Council of Europe Office in Georgia, a memorandum of understanding (MoU) was signed by the Ministry of Internal Affairs of Georgia, the Office of the General Prosecutor of Georgia, the Supreme Court of Georgia, and the National Statistics Office of Georgia. This aimed at collecting data on hate crimes and issuing a joint report. Under the MoU, on March 1 each year, statistics for the previous reporting year are published on the National Statistics Office of Georgia's website (GeoStat).

The Memorandum defines the **classification of hate crimes**, incorporating three categories:

- ▶ **Crimes where intolerance is a necessary element of their composition.**
- ▶ **Crimes where intolerance serves as a qualifying element.**
- ▶ **Any premeditated crime outlined in the Criminal Code of Georgia (CCG), motivated by intolerance based on discrimination grounds specified in CCG Article 53¹(1).**

CCG Article 53¹(1) enumerates discrimination grounds such as race, skin color, language, sex, sexual orientation, gender, gender identity, age, religion, political or other views, disability, citizenship, nationality, ethnic or social affiliation, origin, property or social status, place of residence, and other discriminatory criteria.

Additionally, for the MoU's purposes, the discriminatory ground of race encompasses race, skin color, language, citizenship, national and ethnic affiliation, and origin.

Data Collection Methodology

At the Ministry of Internal Affairs of Georgia (MIA), the **Department of Human Rights Protection and Investigation Quality Monitoring** is responsible for collecting data for the Memorandum. It operates with internal and external control mechanisms.

- ▶ **Internal control involves daily monitoring of investigation quality through the electronic case management system and other communication means.**
- ▶ **External control includes gathering information from external sources such as media, NGOs, and the Public Defender's Office.**

1. Memorandum – https://www.geostat.ge/media/36779/diskriminaciiis-nishnit_2020_IV.pdf;

The MIA Department identifies potential discrimination motives early in the investigation based on Memorandum indicators. Hate crime cases are included in the joint statistics report for publication.

The Prosecutor's Office of Georgia (POG) manages data collection through its **Human Rights Protection Department**. For adequate fulfilment of the responsibilities under the Memorandum, the Department collates, processes and analyses statistics using the following sources:

Under Order N50-c of March 17, 2022, POG entities submit information to the department regarding the initiation, non-initiation, discontinuation of criminal prosecution, diversion, and/or recognition as a victim for crimes outlined in the Memorandum.

Based on the POG Human Rights Protection Department's request, analytical unit, using the electronic criminal case management program, processes and submits the information on initiation, non-initiation, discontinuation of criminal prosecution, diversion and/or recognition as a victim in connection to the crimes provided in the Memorandum to the Department.

Parties of the Memorandum, excluding GeoStat, exchange information necessary for data collection twice a year, and no later than the last day of the month following the reporting period (31 July and 31 January).

Regarding criminal prosecution initiation, a prosecutor decides based on indicators and evidence of reasonable doubt obtained during investigation, including concrete evidence proving the motive of discrimination. Therefore, the number of criminal cases involving the motive of intolerance identified by investigative authorities does not match the number of criminal prosecutions launched.

The Supreme Court of Georgia's Statistics Division in the Analytical Unit handles data collection for the Memorandum in the judiciary. The judiciary submits data according to regional (city) courts of Georgia.

After signing of the MoU, special fields for the hate crimes were added in the existing statistical cards for collection of data on cases received and handled by first instance courts. Correspondingly, indicators provided in the MoU annex are analysed based on the information received from first instance courts.

This report analyses joint reports of **2021 and 2022²** hate crime statistics as per the MoU.

2. Joint reports of 2021-2022 <https://www.geostat.ge/ka/modules/categories/680/diskriminatsiis-nishnit-sheutsqnareblobis-motivit-chadenili-danashaulis-statistika>;

Summary statistics:

The statistics of the hate crimes show an increase in investigations, criminal prosecutions, court-handled cases, and convictions for hate crimes during the 2021-2022 reporting period.

Table №1.

Hate Crime Information Across Different Agencies	2021	2022	Percentage change + / -
Investigations/cases initiated	1,703	1,802	+ 5,8%
Criminal prosecutions initiated – number of persons	834	1,172	+ 40,5%
Cases handled by courts – number of cases	463	805	+ 73,7%
Convictions – number of convicted persons	321	585	+ 82,2%

Analysis of the Ministry of Internal Affairs Statistics



Data collection methodology

According to the Memorandum, for the collection of unified statistics on hate crimes, the crimes are grouped territorially based on the regional division of Georgia:

- ▶ The city of Tbilisi;
- ▶ Abkhazia Autonomous Republic;
- ▶ Ajara Autonomous Republic;
- ▶ Kakheti;
- ▶ Shida Kartli;
- ▶ Kvemo Kartli;
- ▶ Imereti;
- ▶ Guria;
- ▶ Samegrelo and Zemo Svaneti;
- ▶ Samtskhe-Javakheti;
- ▶ Racha-Lechkhumi and Kvemo Svaneti;
- ▶ Mtskheta-Mtianeti.

Additionally, criminal cases handled by the following MIA agencies – Police Patrol Department, Central Criminal Police Department, and Border Police of Georgia – are represented in the statistics without regional grouping, given the specific nature of these cases.

For the joint statistical report, concerning hate crimes, the MIA records the number of investigations initiated in a criminal case. This includes cases where initial review has identified indicators of intolerance, specifically:

- ▶ (Possible) victim's perception;
- ▶ (Possible) victim's affiliation and/or association with a minority group;
- ▶ Witness' perception;
- ▶ (Possible) defendant's perception;
- ▶ Drawings, symbols, and inscriptions made at the scene of the incident;
- ▶ Ethnic, national, religious, and cultural differences between the (possible) defendant and the (possible) victim;

- ▶ (Possible) defendant's membership of and/or association with an organized criminal group involved in crimes committed on grounds of intolerance;
- ▶ Place and time of commission of the crime;
- ▶ Nature and means of commission of the crime;
- ▶ Nature and frequency of crimes and incidents committed by the (possible) defendant in the past.

These data are also recorded according to their territorial distribution.

Investigations initiated into alleged hate crimes are also recorded according to the specific ground of discrimination, based on the indicator(s) of intolerance motive identified as a result of the initial review.

Analysis:

According to the statistics of the 2021-2022 reporting period, there has been a 5,8% increase in the total number of investigations initiated into alleged hate crimes. Investigations into such crimes are most often initiated in Tbilisi, Ajara, and Imereti territorial units.

Compared to 2021, there was an increase in investigations initiated in 2022 in the following territorial units: Tbilisi – by 14,5%, Kakheti – by 16,2%, Shida Kartli – by 36,6%, Kvemo Kartli – by 5,8%, Samtskhe-Javakheti – by 34,1%, Racha-Lechkhumi and Kvemo Svaneti – 2 times, Mtskheta Mtianeti – 54,2%, police patrol – by 22,1%.

In individual cases, there was a decrease in investigations: Ajara – by 3,9%; Imereti – by 1,2%; Guria – by 22,9%; Samegrelo and Zemo Svaneti – by 56,9%.



Table №2.

Territorial Distribution (Cases)	2021	2022	Percentage change + / -
Total	1,703	1,802	+ 5,8%
Tbilisi	520	595	+ 14,5%
Abkhazia	1
Ajara	285	274	- 3,9%
Kakheti	80	93	+ 16,2%
Shida Kartli	41	56	+ 36,6%
Kvemo Kartli	206	218	+ 5,8%
Imereti	246	243	- 1,2%
Guria	74	57	- 22,9%
Samegrelo and Zemo Svaneti	72	31	- 56,9%
Samtskhe-Javakheti	41	55	+ 34,1%
Racha-Lechkhumi and Kvemo Svaneti	4	10	+ 1,5 times
Mtskheta-Mtianeti	24	37	+ 54,2%
Police Patrol	109	133	+ 22,1%
CCPD ³
Border Police

3. MIA Central Criminal Police Department;

Statistics indicate a 5,8% increase in the number of investigations initiated in 2022 compared to 2021. Furthermore, there was an escalation in investigations initiated concerning various grounds of discrimination, specifically: gender – by 13,3%, and age – 3 times.

An analysis of the statistics distinctly reveals a rising trend in identifying hate crimes on gender ground.

Table №3.

Discrimination Grounds (Cases)	2021	2022	Percentage change + / -
Total	1,703	1,802	+ 5,8%
Gender	1,394	1,579	+ 13,3%
Gender identity	48	38	- 20,9%
Sexual orientation	58	36	- 38,1%
Sex	...	2	...
Age	1	3	+ 3 times
Disability	18	10	- 44,5%
Race	53	50	- 5,7%
Religion	19	6	- 68,4%
Political or other opinion	69	44	- 36,2%
Social affiliation	3	1	- 66,6%
Place of residence	...	1	...
Property or social status	...	1	...
Other ground of discrimination	38	13	- 65,8%
Nationality/gender	1
Disability/gender	1



Religion/race	...	1	...
Gender/religion	...	1	...
Gender/appearance	...	1	...
Social affiliation/property status	...	1	...
Gender/age	...	2	...
Gender/sexual orientation	...	2	...
Gender/race	...	5	...

Based on the analysis of data collected by the MIA, the highest incidence of alleged hate crimes is observed in cases of domestic violence (CCG Article 126¹), violence (CCG Article 126), and threats against a family member (CCG Article 11¹ 151).

Additionally, in comparison to the previous reporting period, 2022 witnessed a 9,8% increase in investigations initiated in domestic violence cases (CCG Article 126¹) and a 0,5% increase in investigations initiated in violence cases (CCG Article 126). The most significant surge has been noted in investigations initiated in cases involving threats against a family member (CCG Article 11¹ 151) – a 54,6% increase.

Table №4.

Articles under which investigations were initiated (cases)	2021	2022	Percentage change + / -
Total	1,703	1,802	+ 5,8%
126 ¹	658	722	+ 9,8%
126	220	221	+ 0,5%
11 ¹ -151	108	167	+ 54,6%
151	122	140	+ 14,8%
126 ¹ ; 11 ¹ - 151	73	106	+ 45,2%
Other remaining articles	522	446	- 14,6%

Analysis of the Statistics of the Prosecutor's Office of Georgia



Data collection

According to the Memorandum, for joint reporting purposes, the Prosecutor's Office of Georgia gathers statistical information on the initiation/non-initiation of criminal prosecution, discontinuation of criminal prosecution, investigation, and diversion related to the hate crimes.

For the joint reporting of data, units of observation for information collected by the Prosecutor's Office of Georgia include:

1. Initiation of criminal proceedings – unit of observation: a person.

The POG records the number of individuals subjected to criminal prosecution (this entails the overall data on initiation of criminal prosecution, including data on criminal prosecution initiated in a case where investigation has been launched during the reporting period), detailing their sex (male or female), age group (minors from 14 to 18, adults – 18 or older), and territorial distribution.

This includes recording of:

- a) The number of criminal prosecutions initiated for a specific crime provided in the Criminal Code of Georgia, by the number of persons;
- b) The number of criminal prosecutions initiated in connection to a specific ground of discrimination, by the number of persons.

2. Diversion – unit of observation: a person.

The Prosecutor's Office of Georgia records the number of individuals diverted from criminal liability, including data on diverted individuals in cases where investigation was initiated during the reporting period. It details sex (male or female), age group (minors from 14 to 18, adults – 18 or older), and territorial distribution.

This includes recording:

- a) The number of diverted individuals for a specific crime provided in the Criminal Code;
- b) The number of individuals diverted from criminal liability, in connection to a specific basis of discrimination.

3. Discontinuation of criminal prosecution – unit of observation: a person.

The Prosecutor's Office of Georgia records the number of persons against whom criminal prosecution has been discontinued, including data on terminated criminal prosecutions in cases where investigation was initiated during the reporting period. It details sex (male or female), age group (minors from 14 to 18, adults – 18 or older), and territorial distribution.

This includes recording:

- a) The number of criminal prosecutions terminated for a specific crime provided in the Criminal Code, by the number of persons;
- b) The number of criminal prosecutions terminated for a specific basis of discrimination, by the number of persons.

4. Non-initiation of criminal prosecution – unit of observation: a person.

The Prosecutor's Office records the number of persons against whom criminal prosecution was not initiated, including data on cases where investigation was initiated during the reporting period. It details sex (male or female), age group (minors from 14 to 18, adults – 18 or older), and territorial distribution.

This includes recording:

- a) The number of persons against whom criminal prosecution was not initiated for specific crimes provided in the Criminal Code;
- b) The number of persons against whom criminal prosecution was not initiated for crimes motivated by a specific basis of discrimination.

5. Discontinuation of investigation – unit of observation: a case.

For joint reporting purposes, the Prosecutor's Office of Georgia records decisions to terminate investigations initiated in a criminal case during the reporting period, according to the relevant article of the Criminal Procedure Code of Georgia (CPC), basis of termination of investigation, and territorial distribution.

6. Victims – unit of observation: a person.

The Prosecutor's Office records the number of persons recognised as victims during the reporting period. It details sex (male or female), age group (minors from 14 to 18, adults – 18 or older), and, in the case of a legal person, the number of legal persons victimised, and territorial distribution.

This includes recording:

- a) The number of victims of a specific crime provided in the Criminal Code;
- b) The number of victims of a crime motivated by a specific basis of discrimination.

7. Social connection

The Prosecutor's Office records the social connection of persons provided in paragraphs 1-4 with the victim.

In regions without a regional/district prosecutor's office, the POG records **territorial distribution** according to territorial units of the Prosecutor's Office of Georgia.



Analysis:

According to the statistics of the 2021-2022 reporting period, there was a 40,5% increase in the total number of criminal prosecutions initiated into hate crimes.

The highest rate of criminal prosecutions has been found in Tbilisi, Ajara, and Kvemo Kartli territorial units, where a growing trend has been identified in the reporting period.

Specifically, compared to 2021, criminal prosecutions increased in 2022 in the following territorial units: Tbilisi – by 43,8%, Ajara – by 51,7%, Kakheti – 3 times, Shida Kartli and Mtskheta Mtianeti – by 88,1%, Kvemo Kartli – by 68,5%, Samtskhe-Javakheti – by 37,5%.

Additionally, there has been a decreasing trend in certain territorial units: Western Georgia – by 5,1% and Samegrelo and Zemo Svaneti – by 23,8%.

Table №5.

Territorial Distribution (Persons)	2021	2022	Percentage change + / -
Total	834	1,172	+ 40,5%
Tbilisi⁴	294	423	+ 43,8%
Abkhazia
Ajara	118	179	+ 51,7%
Kakheti	22	65	+ 3 times
Shida Kartli and Mtskheta-Mtianeti	42	79	+ 88,1%
Kvemo Kartli	114	192	+ 68,4%
Western Georgia	178	169	- 5,1%
Samegrelo and Zemo Svaneti	42	32	- 23,8%
Samtskhe-Javakheti	24	33	+ 37,5%

4. The data from Tbilisi also includes criminal cases where procedural oversight is carried out by the Office of the General Prosecutor;

According to the statistics, the highest proportion of criminal prosecutions is initiated for hate crimes based on gender, gender identity, and sexual orientation.

Compared to 2021, there has been an increase in the number of criminal prosecutions initiated against hate crimes based on the following discrimination grounds: gender – by 47,1%, sexual orientation – 3 times, disability – by 14,3%, race – by 33,3%, religion – by 33,3%, and other discrimination grounds – by 20%.

Analysis of statistical data has revealed that the increased rate of criminal prosecution of hate crimes is primarily associated with the motive of intolerance against gender.

Table №6.

Discrimination Grounds (Persons)	2021	2022	Percentage change + / -
Total	834	1,172	+ 40,5%
Gender	724	1,065	+ 47,1%
Gender identity	24	18	- 25%
Sexual orientation	12	37	+ 3 times
Sex	...	2	...
Age	...	4	...
Disability	7	8	+ 14,3%
Race	9	12	+ 33,3%
Religion	3	2	+ 33,3%
Political or other opinion	10	3	- 70%
Social affiliation	1
Place of residence
Property or social status
Other ground of discrimination	5	6	+ 20%
Other opinion	...	10	...



Disability, gender	2	1	- 50%
Sexual orientation, gender	2
Religion, gender	2
Race, gender	2	2	...
Sexual orientation, gender identity	31
Social affiliation, gender	...	1	...
Social affiliation, property status	...	1	...

Based on the analysis of data collected on the initiation of criminal prosecutions, the motive of intolerance against a discrimination ground is most often found in cases of domestic violence (CCG Article 126¹) and violence (CCG Article 126), where a growing trend has been identified in the reporting period.

Additionally, compared to the previous reporting period, in 2022, there was an increase in criminal prosecutions initiated in the following cases: CCG Article 126 (violence) – by 90,2%; CCG Article 11¹ 151 (threatening a family member) – by 65,6%; CCG Articles 126¹ and 11¹ 151 (domestic violence, threatening a family member) – by 65,1%; CCG Article 126¹ (domestic violence) – by 9,9%.

Table №7.

Qualification (Persons)	2021	2022	Percentage change + / -
Total	834	1,172	+ 40,5%
126 ¹	242	266	+ 9,9%
126 ¹ -11 ¹ – 151	218	360	+ 65,1%
11 ¹ – 151	64	106	+ 65,6%
126	61	116	+ 90,2%
156	37	6	- 83,8%
Remaining others	212	318	+ 50%

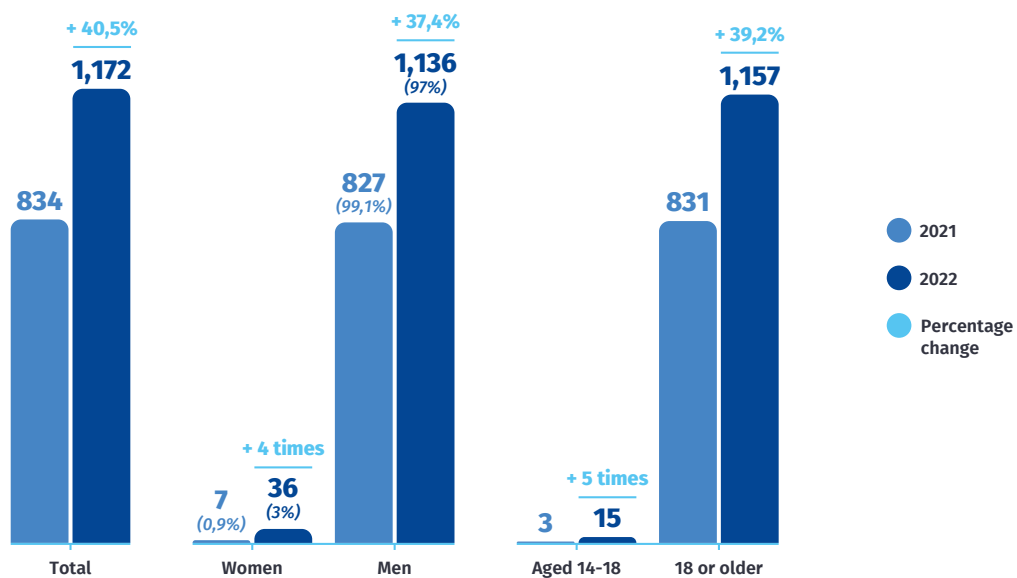
According to statistics broken down by sex, criminal prosecutions are mostly initiated against men, and the number of such prosecutions has been growing.

Compared to 2021, there has been an increase in male defendants (37,4%) and female defendants (4 times) in 2022.

Additionally, compared to 2021, there has been an increase in the number of defendants between the ages of 14 and 18 (five times), while the number of defendants aged 18 or older has increased by 39,2%.

Diagram №1.

Defendant (Person)



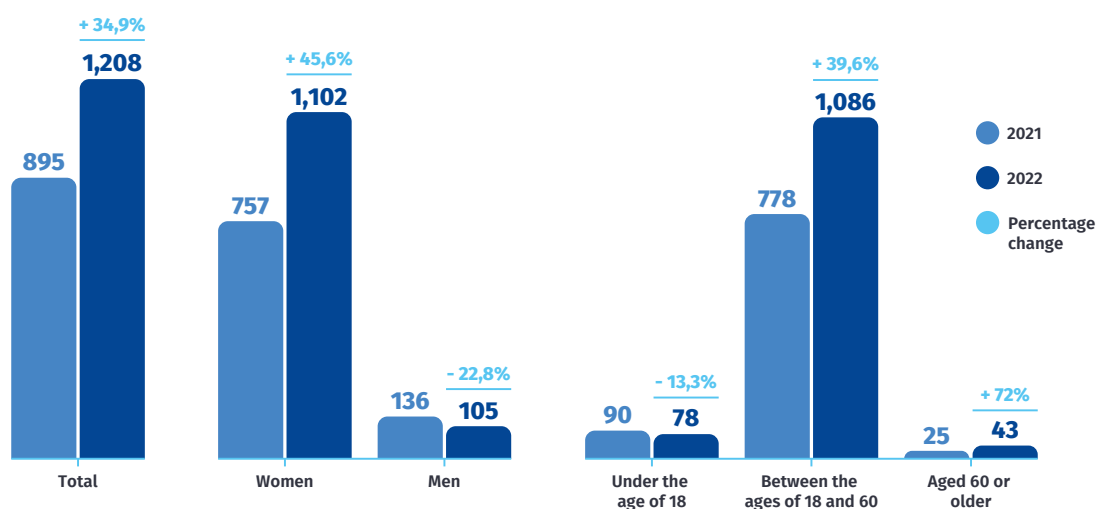
According to statistics about victims, the number of persons recognised as victims of hate crimes has grown, and in most cases, such victims are females between the ages of 18 and 60.

Compared to 2021, there was an increase in women recognised as victims (by 45,6%), as well as an increase in persons between the age of 18 and 60 recognised as victims (by 39,6%) in 2022. Additionally, the number of men recognised as victims was reduced by 22,8%, while the number of persons under the age of 18 recognised as victims decreased by 13,3%.



Diagram №2.

Victims (Persons)



According to the statistics on recognition as a victim, the total number of persons recognised as victims in the hate crime cases has increased by 34,9%. Regarding territorial distribution, the highest rate of recognition as a victim has been found in Tbilisi, Western Georgia, and Kvemo Kartli territorial units.

Compared to 2021, there was an increase in the rate of recognition as a victim in 2022: Tbilisi – 28,2%, Ajara – by 51,3%, Kakheti – 3 times, Shida Kartli and Mtskheta Mtianeti – 2 times, Kvemo Kartli – by 54,1%, Samtskhe Javakheti – by 47,8%. Additionally, the number of persons recognised as victims has decreased in Western Georgia (by 2,2%) and in Samegrelo-Zemo Svaneti (by 34,1%) territorial entities.

Table №8.

Victim, Territorial Distribution (Persons)	2021	2022	Percentage change + / -
Total	895	1,208	+ 34,9%
Tbilisi ⁵	348	446	+ 28,2%
Abkhazia
Ajara	119	180	+ 51,3%

5. The data from Tbilisi also includes criminal cases where procedural oversight is carried out by the Office of the General Prosecutor;

Kakheti	19	71	+ 3 times
Shida Kartli and Mtskheta-Mtianeti	35	78	+ 2 times
Kvemo Kartli	124	191	+ 54,1%
Western Georgia	183	179	- 2,2%
Samegrelo and Zemo Svaneti	44	29	- 34,1%
Samtskhe-Javakheti	23	34	+ 47,8%

According to the statistics, the overall rate of recognition as a victim in cases involving hate crimes based on certain discrimination grounds has increased. Individuals are predominantly recognised as victims in cases involving hate crimes based on the grounds of gender, gender identity, and sexual orientation.

Compared to 2021, the number of persons recognised as victims increased in 2022 in hate crime cases based on the following discrimination grounds: gender – by 45,6%, sexual orientation – by 52,4%, disability – by 50%, race – by 75%, religion – 4 times, race/gender – by 50%, other grounds of discrimination – 2 times.

Table №9.

Victim, Discrimination Grounds (Persons)	2021	2022	Percentage change + / -
Total	895	1,208	+ 34,9%
Gender	746	1,086	+ 45,6%
Gender identity	26	20	- 23,1%
Sexual orientation	21	32	+ 52,4%
Sex	...	3	...
Age	...	4	...
Disability	6	9	+ 50%



Race	8	14	+ 75%
Religion	3	12	+ 4 times
Political or other opinion	9	4	- 55,6%
Social affiliation	1
Place of residence
Property or social status
Other ground of discrimination	4	10	+ 1,5 times
Other opinion	...	4	...
Disability, gender	2	1	- 50%
Sexual orientation, gender	2
Religion, gender	2
Race, gender	2	3	+ 50%
Religion, race	...	1	...
Sexual orientation, gender identity	63
Social affiliation, gender	...	1	...
Social affiliation, property status	...	4	...

According to the statistics, there has been an increase in the number of persons recognised as victims in connection to the hate crime cases involving domestic violence (Article 126¹) and violence (Article 126), in particular: CCG Article 126¹ (domestic violence) – by 14,5%; CCG Articles 126¹, 11¹,151 (domestic violence, threatening a family member) – by 64,1%; CCG Article 126 (violence) – by 67,7%.

Table №10.

Victim, qualification (persons)	2021	2022	Percentage change + / –
Total	895	1,208	+ 34,9%
126 ¹	248	284	+ 14,5%
126 ¹ -11 ¹ – 151	223	366	+ 64,1%
11 ¹ – 151	73	118	+ 61,7%
156	68	18	- 73,5%
126	65	109	+ 67,7%
Remaining others	212	318	+ 50%

According to the POG statistics, hate crimes mostly take place between family members and the number of such cases was increasing in the reporting period.

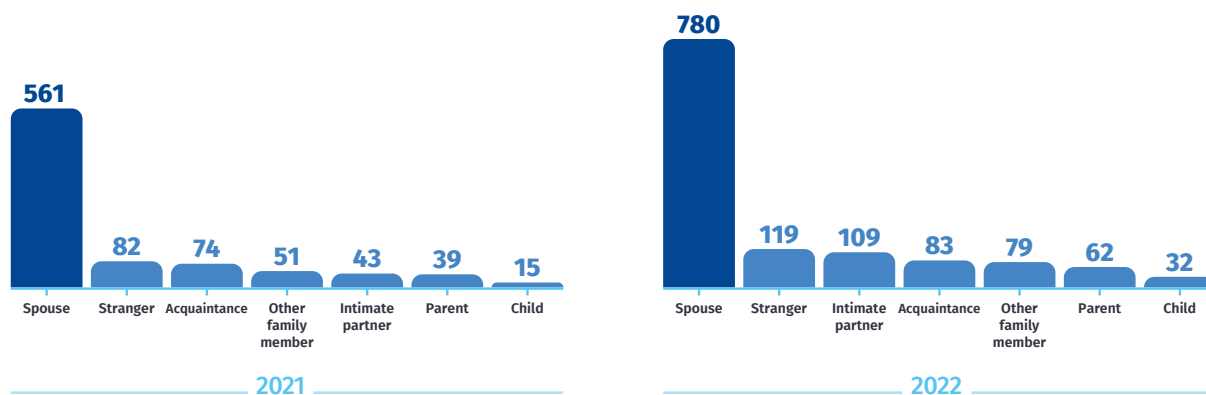
Table №11.

Social connection of the victim with the defendant (persons)	2021	2022	Percentage change + / –
Spouse	561	780	+ 39,1%
Parent	39	62	+ 58,9%
Child	15	32	+ 2 times
Guardian
Dependent
Other family member	51	79	+ 54,9%
Acquaintance	74	83	+ 12,2%
Stranger	82	119	+ 45,1%
Intimate partner	43	109	+ 1,5 times



Diagram №3. (2021) | Diagram №4. (2022)

Social connection of the victim with the defendant (persons)



According to the statistical data on discontinuation and non-initiation of criminal prosecutions, diversion and discontinuation of investigations in the hate crime cases, from 2021 to 2022, there was a decrease in the number of cases where diversion was used, criminal prosecution was discontinued, criminal prosecution was not initiated and investigation was discontinued.

Analysis of the Statistics of the Supreme Court of Georgia



Data collection

For the purposes of joint data reporting, the Supreme Court of Georgia will present statistical information about cases received and handled by regional (city) courts, focusing on hate crimes. The data will include the number of persons convicted, types of punishment imposed, and information about the application of CCG Article 53¹ (1) as an aggravating factor in verdicts imposed by courts.

In connection to the hate crimes, the Supreme Court records the following data:

1. Number of cases received by courts:

The Supreme Court will record cases received by regional (city) courts, where the prosecutor's decree of indictment indicates that the crime has been motivated by intolerance.

2. Number of criminal cases handled:

This entails the total number of cases handled by regional (city) courts, including cases where the investigation was initiated during the reporting period.

Data on handled cases will be disaggregated according to regional divisions.

The following will be recorded:

- ▶ Number of cases where a verdict was delivered (following a main hearing or based on a plea agreement);
- ▶ Number of terminated cases, indicating relevant CPC article and grounds;
- ▶ Number of cases remanded to the Prosecutor's Office (withdrawn by the Prosecutor's Office by reason of diversion, denial of plea agreement approval).

3. Verdicts of guilty and verdicts of not guilty:

The Supreme Court will record the number of individuals for whom a verdict of guilty or not guilty has been delivered (it includes the total number of persons according to all the verdicts delivered by courts, including cases where the investigation was initiated during the reporting period).

4. Convicted persons:

The Supreme Court will record the number of convicted persons by sex (male or female), age (minors from 14 to 18, adults – 18 or older), relevant article of the Criminal Code, concrete basis of discrimination, and social connection between the convicted person and the victim(it includes the total number of persons according to all the verdicts delivered by courts, including cases where the investigation was initiated during the reporting period).

5. Types of punishments imposed:

The Supreme Court will record the types of punishments imposed on convicted persons according to a concrete article of the Criminal Code.

6. Application of CCG Article 53¹ (1):

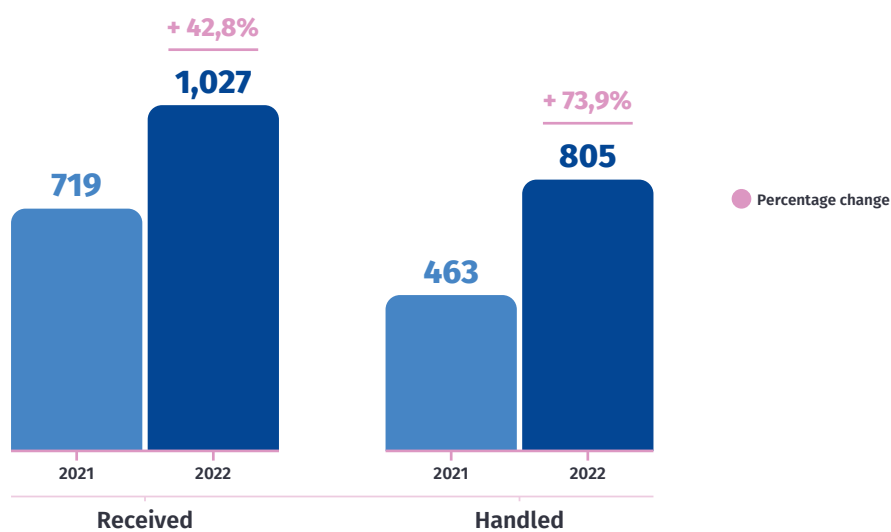
The Supreme Court will record the number of convicted persons to whom CCG Article 53¹ (1) has been applied as an aggravating factor. The data will be disaggregated by a concrete ground of intolerance, a concrete CCG article, and regional divisions.

Analysis:

According to the 2021 and 2022 data, for the hate crimes, the number of cases received and handled by regional (city) courts of Georgia has increased by 42,8% and 73,9%, respectively.

Diagram N^o5.

Number of cases received and handled by courts



Compared to 2021, there was an increase in cases received by courts in almost all regions in 2022, especially in Kakheti (2,5 times), Mtskheta-Mtianeti (2 times), Shida Kartli (by 129,4%), Ajara (by 76,3%), and Tbilisi (by 51,4%).

Additionally, in 2022, the number of cases received by courts in the region of Samegrelo-Zemo Svaneti decreased by 31,7%.

Table №12.

Number of criminal cases received by courts, according to regions (Cases)	2021	2022	Percentage change + / -
Total	719	1,027	+ 42,8%
Tbilisi	245	371	+ 51,4%
Abkhazia
Ajara	76	134	76,3%
Guria	24	25	+ 4,2%
Imereti	164	160	- 2,4%
Kakheti	16	50	+ 2,5 times
Mtskheta-Mtianeti	10	30	+ 2 times
Racha-Lechkhumi and Kvemo Svaneti	1	2	+ 100%
Samegrelo and Zemo Svaneti	41	28	- 31,7%
Samtskhe-Javakheti	20	24	+ 20%
Kvemo Kartli	105	158	+ 50,5%
Shida Kartli	17	39	+ 129,4%



In 2022, the number of cases handled by courts increased in all regions, except for courts within the region of Samegrelo-Zemo Svaneti, where a decrease by 12,1% was found. Additionally, the highest number of cases involving hate crimes were handled by Tbilisi City Court and by courts within the regions of Imereti and Kvemo Kartli.

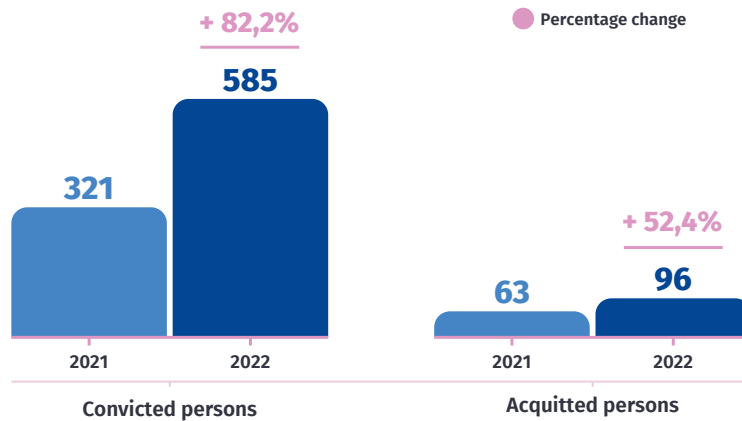
Table №13.

Criminal cases handled (Cases)	2021	2022	Percentage change + / -
Total	463	805	+ 73,9%
Tbilisi	165	289	+ 75,2%
Abkhazia
Ajara	41	87	112%
Guria	11	18	+ 63,6%
Imereti	97	134	+ 38,1%
Kakheti	12	42	+ 2,5 times
Mtskheta-Mtianeti	7	21	+ 2 times
Racha-Lechkhumi and Kvemo Svaneti
Samegrelo and Zemo Svaneti	33	29	- 12,1%
Samtskhe-Javakheti	9	16	+ 77,8%
Kvemo Kartli	70	138	+ 97,1%
Shida Kartli	18	31	+ 72,2%

Compared to 2021, there was a 75,9% increase in cases where a verdict was delivered, while the number of dismissed cases increased by 7,1%. In 2022, there was a 52,4% increase in the number of individuals acquitted by the court on charges of a hate crime, while the number of those convicted increased by 82,2%.

Diagram №6.

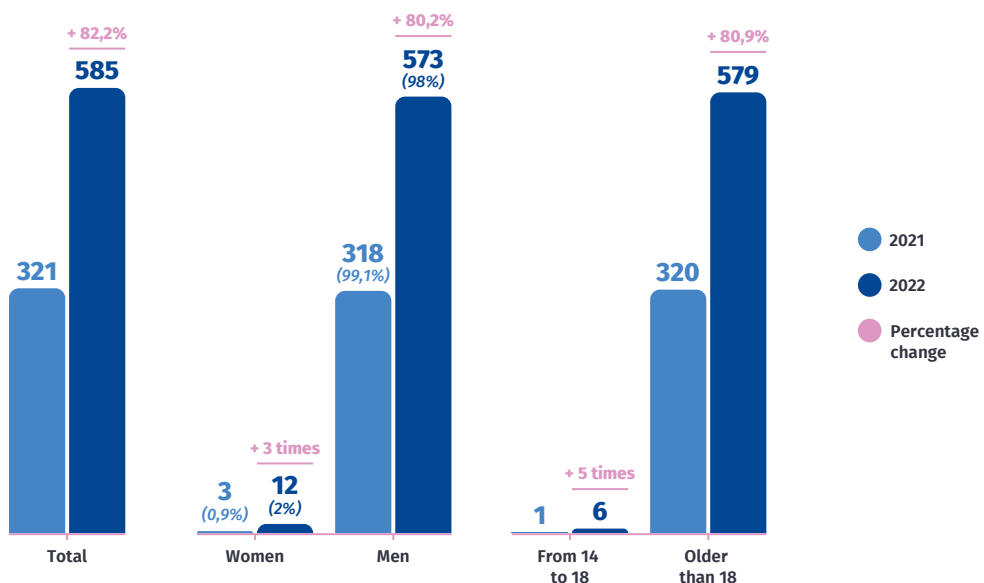
Number of convicted and acquitted persons (Persons)



In addition to the increase in the overall number of convicted persons, the number of convicted women increased threefold, and the number of convicted men increased by 80,2% from 2021 to 2022. Furthermore, the number of convicted persons between the ages of 14 and 18 increased fivefold, while the number of convicted persons over the age of 18 increased by 80,9%. Consequently, the percentage share of women convicted for such crimes increased from 1% in 2021 to 2,1% in 2022, and the percentage share of convicted persons between the ages of 14 and 18 increased from 0,3% in 2021 to 1% in 2022.

Diagram №7.

Number of convicted persons by sex and age (Persons)





According to statistics, for the hate crimes, the highest proportion of individuals have been convicted for domestic violence (CCG Article 126¹) and violence (CCG Article 126). The number of persons convicted for CCG Article 126¹ (domestic violence) has increased by 52,6%, for CCG Article 126 (violence) – 1,3 times, and for CCG Article 151 (threats) – 1,7 times.

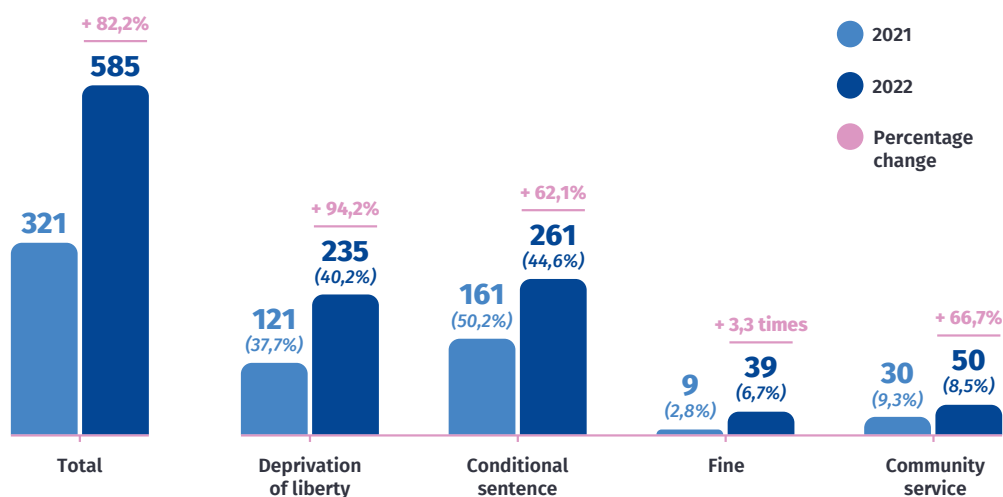
Table №14.

Number of convicted persons according to the qualification of the crime (Persons)	2021	2022	Percentage change + / -
Total	321	585	+ 82,2%
126¹	156	238	+ 52,6%
11¹ – 151	58	126	+ 1,2 times
126	21	48	1,3 times
151	15	40	1,7 times
151¹	9	13	+ 44,4%
Remaining others	62	120	+ 93,5%

In most cases, those convicted by the court are sentenced to deprivation of liberty or a conditional sentence. Notably, among punishments imposed by the court on those convicted of the hate crimes, the proportion of deprivation of liberty increased, while the proportion of conditional sentences decreased from 2021 to 2022: in 2021, 37,7% of convicts were sentenced to deprivation of liberty, while in 2022, the percentage share of such convicts was 40,2%. In 2021, a conditional sentence was imposed on 50,2% of convicts, while in 2022, the percentage share of such convicts was 44,6%.

Diagram №8.

Types of punishments imposed (Persons)



Among punishments imposed by the court for the crimes in question, the number and proportion of those who committed a hate crime on gender (88,5% of convicts in 2021 and 89,2% of convicts in 2022), gender identity (2,4% in 2021 and 2,1% in 2022), sexual orientation (2,2% in 2021 and 3,1% in 2022), race (1,6% in 2021 and 1,2% in 2022), and other grounds are the highest.

Accordingly, from 2021 to 2022, the number of convicts has increased with regards to the following discrimination grounds: gender – by 83,4%, gender identity – by 9,1%, sexual orientation – 1,6 times, disability – 3 times, race – by 40%, sexual orientation and gender identity – 9 times.

Table №15.

Number of convicted persons according to discrimination grounds (Persons)	2021	2022	Percentage change + / -
Total	321	585	+ 82,2%
Gender	284	522	+ 83,4%
Gender identity	11	12	+ 9,1%
Sexual orientation	7	18	+ 1,6 times
Sex	...	1	...
Age	1	2	+ 100%

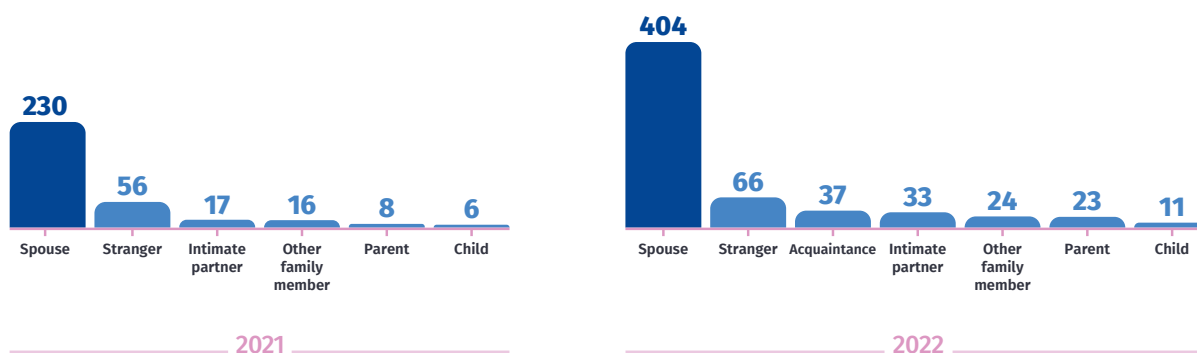


Disability	1	4	+ 3 times
Race	5	7	+ 40%
Religion	2	1	- 50%
Political or other affiliation	4	3	- 25%
Social affiliation
Origin, place of residence
Property or social status
Other discrimination grounds	4	3	- 25%
Sexual orientation and gender	2
Sexual orientation and gender identity	1	10	+ 9 times
Social affiliation, property status	...	1	...
Gender and social affiliation	...	1	...

Those convicted for hate crimes are mostly victims' family members. More specifically, in 2021, the convicted person was the victim's spouse in 69,1% of cases, the victim's parent in 2,4% of cases, and another family member in 4,8% of cases. In 2022, the distribution is as follows: spouse – 67,6%, parent – 3,4%, child – 1,8%, other family member – 4,0%.

Diagram №9. (2021) | Diagram №10. (2022)

Social connection by verdicts (Persons)



From 2021 to 2022, the number of convicts against whom the court applied CCG Article 53¹(1) as an aggravating factor increased by 1,2 times. The increase has been most notable in Tbilisi – 78,8%, Ajara – 6,5 times, Guria – 3,7 times, Kvemo Kartli – 3,4 times, Kakheti – 4,2 times, and in courts of other regions. Meanwhile, the number of such cases decreased in Samegrelo-Zemo Svaneti (by 66,7%) and Samtskhe-Javakheti (by 40%) courts.

Table №16.

Number of convicts against whom the court applied CCG Article 53 ¹ (1) as an aggravating factor, by regions (persons)	2021	2022	Percentage change + / -
Total	198	435	+ 1,2 times
Tbilisi	113	202	+ 78,8%
Abkhazia
Ajara	4	30	+ 6,5 times
Guria	3	14	+ 3,7 times
Imereti	28	29	+ 3,6%
Kakheti	6	31	+ 4,2 times
Mtskheta-Mtianeti	...	8	...
Racha-Lechkhumi, Kvemo Svaneti
Samegrelo and Zemo Svaneti	3	1	- 66,7%
Samtskhe-Javakheti	5	3	- 40%
Kvemo Kartli	22	97	+ 3,4 times
Shida Kartli	14	20	+ 42,9%

As noted earlier, the overall rate of using CCG Article 53¹(1) as an aggravating factor increased in 2022, primarily due to the rise in the number of convicts who committed a hate crime on gender ground. This rate showed an upward trend in the reporting period. Additionally, in 2022, the number of convicts who committed hate crime on the ground of gender identity decreased by 10%, on the ground of race by 40%, political or other opinion by 25%, and on other grounds of discrimination by 33,3%. CCG Article 53¹(1) was not applied as an aggravating factor for those convicted of a hate crime on the ground of age, disability, and religion.

Table №17.

CCG Article 53 ¹ (1) as an aggravating factor against convicts, according to discrimination grounds (persons)	2021	2022	Percentage change + / -
Total	198	435	+ 1,2 times
Gender	164	399	+ 1,4 times
Gender identity	10	9	- 10%
Sexual orientation	6	6	...
Sex	...	1	...
Age	1
Disability	1
Race	5	3	- 40%
Religion	2
Political or other opinion	4	3	- 25%
Social affiliation
Origin, place of residence
Property or social status
Other ground of discrimination	3	2	- 33,3%
Sexual orientation and gender	1
Sexual orientation and gender identity	1	10	+ 9 times
Social affiliation, property status	...	1	...
Gender and social affiliation	...	1	...

According to statistics, CCG Article 53¹ (1) was mostly applied against those convicted of the crimes of domestic violence (CCG Article 126¹) – 44,4% in 2021, 42,5% in 2022; threatening a family member (CCG Article 11¹ 151) – 18% in 2021, 25,2% in 2022; threat (CCG Article 151) – 6,1% in 2021, 5,7% in 2022; violence (CCG Article 126) – 8,6% in 2021, 6% in 2022. The number of such convicts has grown compared to 2021.

Table №18.

Use of CCG Article 53 ¹ (1) against convicts, according to qualification of crime (persons)	2021	2022	Percentage change + / -
Total	198	435	+ 1,2 times
126 ¹	88	185	+ 110%
11 ¹ – 151	36	110	+ 2,1 times
126	17	26	+ 52,9%
151	12	25	+ 108%
151 ¹	6	9	+ 50%
Other verdicts	39	80	+ 105%

Conclusion

Key findings of the analysis:

1. Investigations and criminal prosecutions of hate crimes predominantly originate in cases of **domestic violence**, constituting the largest category of cases received and handled by courts;



2. The highest number of investigations and criminal prosecutions for **hate crimes pertains to gender-based grounds**. Consequently, cases linked to this specific form of discrimination represent the majority of those handled by courts and yield the highest proportion of convictions;



3. Concerning territorial distribution, the majority of hate crime investigations and criminal prosecutions are concentrated in **Tbilisi, Ajara, Kvemo Kartli, and Imereti**. Consequently, these regions also exhibit a substantial share of cases involving hate crimes that are both handled and received by courts;



4. Victims of hate crimes are primarily **women aged between 18 and 60**;



5. Individuals charged with and subsequently convicted of hate crimes are predominantly **adult men**;



6. Those charged with or convicted of hate crimes are most frequently **spouses of the victims**;



7. The prevalent types of punishment for hate crimes are **deprivation of liberty and conditional sentences**.



